

# Year 8 日本語

## Homework Assignments


### Semester 1

Name:

---

Class:

---




## Homework Policy – Year 8 Japanese

Dear Parent/Caregiver,

Regular revision is essential for developing your child's skills in Japanese. Homework assignments will be issued approximately once a fortnight throughout the year to assist your child in revising the work covered in class. These assignments are compulsory and contribute towards your child's assessment marks.

Your child will be asked to write the due date of homework assignments on each sheet. Each homework assignment also has a section requiring a parent/caregiver signature.

To encourage good study habits and frequent revision at home, homework tasks are marked on the basis of effort using the following scale:

- **2 marks** – all activities completed
- **1 mark** – activities partially completed
- **0 marks** – homework not attempted
- **Students can receive a bonus 0.5 marks** if their homework has the parent/caregiver section signed to show that they have been revising the vocabulary for the relevant topic. Sections requiring a parent/caregiver signature are shown with this symbol:  Students can receive this bonus mark even if the rest of homework assignment is not entirely finished, although it must be partially attempted (blank homework with a signature will receive 0)

Homework will be checked on the due date and then each class will go through the answers with their teacher to ensure all students understand the content covered and their work is corrected where necessary. In order for students to gain the most benefit from this, it is essential that they have attempted the homework task by the due date. This allows them to monitor their own progress and understanding.

All of the information necessary to complete the exercises in the homework assignments should be in your child's Japanese book and/or topic booklet. No external resources (e.g. internet, dictionaries) are required, although for the vocabulary revision section it may be beneficial for your child to access the vocabulary lists that have been placed online on Quizlet and Memrise (free websites and apps that your child has been shown how to access in class). If internet access is unavailable, Look Cover Write Check or physical flashcards can be used instead.

Please be aware that it is your child's responsibility to catch up on work missed due to absences. If you feel your child is experiencing difficulties with the work, please contact his/her teacher. A list of suggested study strategies is also provided on the following page.

Thank you for your support 😊



I have read and understood the homework policy for Japanese

**Parent/Caregiver Signature & Date:**

## Study Skills for Languages

### 1. Finding time to study

- Learning a language works best with regular practice
- Just 5-10 minutes a day is a good start and will make a difference
- Use ad breaks while watching TV, the time you spend waiting for the bus (or on the bus), the time you spend waiting for parents to pick you up from school, etc. Use idle time for studying and you'll hardly even notice the time missing from your day.

### 2. Completing Homework

- Homework assignments count towards your report, and completing them will help you get better results in exams and help you follow what we are doing in class.
- Don't leave them until the night before they are due – work on them bit by bit as soon as you are told the due date. If you get stuck this gives you time to get help.
- If you are having trouble completing homework, ask yourself:
  - Have I been paying attention in class?
  - Is my book up to date?
  - If I have been away have I caught up on the work I missed?
  - Have I checked my book for vocabulary on the topics in the homework?
  - Have I checked my book for sheets and notes on the topics in the homework?
  - Have I read all the instructions on the homework sheet carefully?
- If your answer is yes to all of the above and you still need some help finding answers or knowing what to do, then please see your teacher to arrange for some extra assistance.

### 3. Learning Vocabulary

- What have you tried already? You need to find a strategy that works for you
- How about...
  - Look, cover, write, check
  - Make your own paper or online flashcards
  - Use the online flashcards at quizlet.com (ask your teacher for the exact address), or memrise.com (<http://www.memrise.com/course/199908/year-8-2014-vocabulary>). Using these sites lets you review and test yourself on vocabulary from different topics
  - Work with a friend/family member – quiz each other, even if the other person doesn't know Japanese it can still be very helpful
  - Make lists and put them around your room/house so you see the words regularly. A list on the fridge is a great place to start when you've got a quiz coming up
  - Try pictures instead of words – flashcards with “uma” on one side and a picture of a horse on the other, for example (this won't work for all words)
  - Mind maps – put a key topic in the centre and related words branching out, e.g. pets – horse, dog, cow, etc.
  - Mind maps – categories – organise words by type, e.g. nouns, verbs, particles. You could have more categories within each type, e.g. nouns → people → family
  - Try to use words in sentences (like you probably did in primary school with spelling words).
  - Whatever strategy you choose, you need to spend time regularly on repetition and practice – 5 minutes a day is better than an hour a fortnight.

### 4. Learning Hiragana

- Use the online games linked at <http://www.mybenkyo.com/hiragana-games/>  
Use the flashcards online at [quizlet.com/brownlee-sensei](http://quizlet.com/brownlee-sensei) (click on hiragana review under “subjects”, password: terrigal)
- Use the hiragana course on memrise: <http://www.memrise.com/course/199898/year-8-hiragana-reading-practice/>

Name: \_\_\_\_\_

Class: \_\_\_\_\_

**1. Writing Hiragana: Characters**

Practice writing the hiragana characters in the boxes below. Write as neatly as you can.

a	あ				sa	さ			
i	い				shi	し			
u	う				su	す			
e	え				se	せ			
o	お				so	そ			
ka	か				ta	た			
ki	き				chi	ち			
ku	く				tsu	つ			
ke	け				te	て			
ko	こ				to	と			
wa	わ				n	ん			

Continues on the next page →

2. **Writing Hiragana: Words:** Change the rōmaji words into hiragana and write them in the boxes below. Use one box per character.

ike (pond)	koe (voice)	eki (train station)	soto (outside)	asa (morning)	tsuchi (dirt)
shio (salt)	aki (autumn)	chikatetsu (subway)		kougou (high school)	

3. **Reading Hiragana:** Read the self-introduction below and answer the questions



h a j j i m e m a                      w a                      d a                      z u                      d e                      n i h o n  
 はじめまして。わたしは たけだ かずこ です。日本からきました。

n i h o n j i n d e                      n i                      d e                      m a                      d o                      z o                      y o r o  
 日本人です。おおさか に すん で い ま す。 どうぞよろしく。

- a) What is the girl's full name? \_\_\_\_\_
- b) Where is she from? Which city does she live in? \_\_\_\_\_
- c) What do the underlined words/phrases mean in English?

はじめまして : \_\_\_\_\_

どうぞよろしく : \_\_\_\_\_

d) How would you ask the questions below in Japanese?



What is your name? \_\_\_\_\_

Where do you come from? \_\_\_\_\_

Where do you live? \_\_\_\_\_

4. **Vocabulary:** Revise the following vocabulary from the "Myself, my country" for 10 minutes



I certify that 10 minutes of vocabulary revision has been completed using one or more of the following methods Quizlet, Memrise, flashcards or LCWC (look cover write check)

**Parent/Caregiver Signature & Date:**

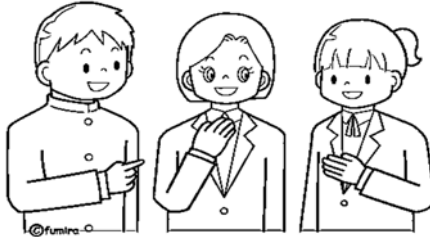
Japanese	English	Japanese	English	Japanese	English
おなまえ	Your name	どこ	where	か	Question mark
何	What	に	In/at	日本	Japan
です	Is/am/are	から	from	日本人	Japanese person
わたし	I/me	すんでいます	To live	はじめまして	How do you do
ぼく	I/me (used by boys only)	きました	come	どうぞよろしく	Pleased to meet you
は	As for	人	person		
なまえ	name	oosutoraria	Australia		

Name: \_\_\_\_\_

Class: \_\_\_\_\_

1. Writing Hiragana: Characters

Practice writing the next set of hiragana characters in the boxes below. Write as neatly as you can.

na	な				ma	ま			
ni	に				mi	み			
nu	ぬ				mu	む			
ne	ね				me	め			
no	の				mo	も			
ha	は				ya	や			
hi	ひ				yu	ゆ			
fu	ふ				yo	よ			
he	へ								
ho	ほ								

Remember: Voiced Sound changes K→G, S→Z, T→D, H→B with <sup>ん</sup> and H→P with <sup>っ</sup>

Continues on the next page →

2. **Writing Hiragana: Words:** Change the rōmaji words into hiragana and write them in the boxes below. Use one box per character.

inu (dog)	inochi (life)	imouto (younger sister)	oyasuminasai (good night)
kame (turtle)	tsukue (desk)	ohayou (good morning)	shinkansen (bullet train)
boku (I/me – boys)	namae (name)	tanoshii (fun)	hajimemashite (pleased to meet you)
neko (cat)	nozomi (hope)	tomodachi (friend)	sundeimasu (to live)

3. **Self-introduction:** Write your self-introduction below in **Japanese (hiragana – one letter per box)**. Include a greeting at the beginning and end, your name, suburb, and where you come from. **Use rōmaji/English for your name, suburb and country (two letters per box)**. (hint: write a draft on scrap paper first)


4. **10 Minute Revision:** Revise the vocabulary from the “Myself, my country” for 5 minutes (vocabulary list is provided on the 2<sup>nd</sup> page of Homework Assignment 1), and the hiragana symbols you have learned so far for 5 minutes. Complete the self-evaluation below.

How do I feel about my knowledge of...	Vocabulary for myself, my country	Hiragana A-YO
<b>Confident</b> – I know everything		
<b>Making Good Progress</b> – a few things I don’t know but I’m getting better		
<b>Struggling</b> – I need some extra help		



I certify that 10 minutes of vocabulary revision has been completed using one or more of the following methods Quizlet, Memrise, flashcards or LCWC (look cover write check)

**Parent/Caregiver Signature & Date:**

Name: \_\_\_\_\_

Class: \_\_\_\_\_

**1. Writing Hiragana: Characters**

Practice writing the last set of hiragana characters in the boxes below. Write as neatly as you can.

ra	ら				wa	わ			
ri	り				(w)o	を			
ru	る				n	ん			
re	れ								
ro	ろ								

**2. Writing Hiragana – Words:** Change the rōmaji words into hiragana and write them in the boxes below.

yoroshiku (pleased)	yajirushi (arrow symbol)	rokunin (6 people)	hitori (1 person)	
arigatou (thank you)	sayounara (goodbye)	rekishi (history)	dare (who)	
tora (tiger)	tori (bird)	otera (temple)	omoshiroi (interesting)	sora (sky)

Continues on the next page →



3. **Numbers Revision:** Write how each number would be **pronounced** in Japanese in the space next to each number, then write the correct **kanji character** in the next column

Number	Pronunciation (e.g. shi)	Kanji (e.g. 四)	Number	Pronunciation (e.g. shi)	Kanji (e.g. 四)
a) 1	_____	_____	g) 3	_____	_____
b) 5	_____	_____	h) 18	_____	_____
c) 10	_____	_____	i) 2	_____	_____
d) 13	_____	_____	j) 16	_____	_____
e) 20	_____	_____	k) 9	_____	_____
f) 7	_____	_____	l) 14	_____	_____

4. **15 Minute Revision:** Revise the vocabulary from the “My Family” core vocabulary list (words are in your revision booklet and exercise book) for 10 minutes. You should also revise the hiragana symbols again now that we have completed them.

How do I feel about my knowledge of...	Vocabulary for family	Hiragana (all)
<b>Confident</b> – I know everything		
<b>Making Good Progress</b> – a few things I don’t know but I’m getting better		
<b>Struggling</b> – I need some extra help		



I certify that 15 minutes of vocabulary revision has been completed using one or more of the following methods Quizlet, Memrise, flashcards or LCWC (look cover write check)

**Parent/Caregiver Signature & Date:**

5. **Reading Hiragana:** The boy below is telling you about himself and his family. Read what he is saying and answer the questions in English.



ぼくは つくだ ひろし です。日本 から きました。でも、<sup>てりがる</sup> テリガル に すんでいます。  
 ぼく の かぞく は 六人 です。父 と 母 と あに と いもうと と ぼく です。  
 父 の なまえ は まさる です。母 の なまえ は さちこ です。

- a) What is the boy’s full name? \_\_\_\_\_
- b) Does he live in the country he is originally from? Give details \_\_\_\_\_  
 \_\_\_\_\_
- d) How many people are in his family? Who are they? \_\_\_\_\_  
 \_\_\_\_\_

Name: \_\_\_\_\_

Class: \_\_\_\_\_

**1. Writing: Translate the following sentences from English into Japanese**

a. I like dogs.

\_\_\_\_\_

b. I have a cat.

\_\_\_\_\_

c. My rabbit is cute.

\_\_\_\_\_

d. I don't like birds. Birds are noisy.

\_\_\_\_\_

e. My horse's name is Ed.

\_\_\_\_\_

f. I like lizards. Lizards are fantastic.

\_\_\_\_\_

**2. Questions and Answers: Write the QUESTION in Japanese that would go with the answers below.**

a) Q: \_\_\_\_\_

A: Terigaru にすんでいます。

b) Q: \_\_\_\_\_

A: わたし は やまだ なおみ です。

c) Q: \_\_\_\_\_

A: oosutoraria からきました。

d) Q: \_\_\_\_\_

A: ぼくのかぞくは三人です。父と母とぼくです。

e) Q: \_\_\_\_\_

A: petto をかかっていません。

Continues on the next page →

**3. Put the sentences back together:** rearrange the words below to make a proper sentence in Japanese. Once you've rearranged it, rewrite it using Japanese characters (remembering that some words, e.g. a lot of sports, come from English and will stay as rōmaji). Then, write the meaning in English.

a) no desu watashi namae wa Smith Jane

Rearranged: \_\_\_\_\_

Rewritten in Japanese characters: \_\_\_\_\_

English meaning: \_\_\_\_\_

b) kazoku gonin boku desu no wa

Rearranged: \_\_\_\_\_

Rewritten in Japanese characters: \_\_\_\_\_

English meaning: \_\_\_\_\_

c) inu suki desu ga inu desu kawaii wa

Rearranged: \_\_\_\_\_

Rewritten in Japanese characters: \_\_\_\_\_

English meaning: \_\_\_\_\_

**4. 10 Minute Revision:** Revise the vocabulary from the “My Family” core vocabulary list (words are in your revision booklet and exercise book) for 10 minutes.

How do I feel about my knowledge of...	Family/Pets Vocab	Hiragana
<b>Confident</b> – I know everything		
<b>Making Good Progress</b> – a few things I don't know but I'm getting better		
<b>Struggling</b> – I need some extra help		



I certify that 10 minutes of vocabulary revision has been completed using one or more of the following methods Quizlet, Memrise, flashcards or LCWC (look cover write check)

**Parent/Caregiver Signature & Date:**

Name: \_\_\_\_\_

Class: \_\_\_\_\_

1. **Reading:** Read the girl's self-introduction below and answer the questions in English



はじめまして。わたしは まえだ ひろみ です。日本 から きました。  
 ひろしま に すんでいます。わたしの かぞく は 五人 です。  
 父 と 母 と あに と いもうと と わたし です。そして、いぬ と  
 うさぎ を かけています。いぬ の なまえ は Lulu です。うさぎ の  
 なまえ は Bugs です。Lulu は 小さい です。でも、うるさい です。  
 Bugs は かわいい です。どうぞよろしく。

(Vocabulary: そして=also,then でも=but)

- a) What is the girl's full name? \_\_\_\_\_
- b) Where does she come from? Where does she live? \_\_\_\_\_  
 \_\_\_\_\_
- d) How many people are in her family? Who are they? \_\_\_\_\_  
 \_\_\_\_\_
- e) What does she tell us about her pets? \_\_\_\_\_  
 \_\_\_\_\_

2. **Kanji Revision:** Write how you would pronounce each of the kanji characters below, and what they mean in English

Kanji	Pronunciation (rōmaji)	English meaning	Kanji	Pronunciation (rōmaji)	English meaning
日本			何人		
日本人			五人		
一			母		
十			父		
二人			大きい		
何			小さい		

Continues on the next page →

**3. Writing: Self-introduction** Write a paragraph in Japanese introducing yourself following the model from question 1. Include your name, country, nationality, suburb you live in, the number of people in your family and your pets. Use the hints below to help you

- Write a draft in rōmaji first on the lines below
- Check your spelling carefully
- Underline or highlight words that you WON'T change into hiragana (e.g. the names of people and places that are not Japanese)
- Rewrite your paragraph in the boxes following the rules: 1 Japanese character per box, 2 letters per box for English/rōmaji, full stops in their own boxes, no spaces between words)

---



---



---



---



---



---



---



---


**4. 10 Minute Revision:** Revise the vocabulary from the “My Family” core vocabulary list (words are in your revision booklet and exercise book) for 10 minutes.

How do I feel about my knowledge of...	Family/Pets Vocab	Hiragana
<b>Confident</b> – I know everything		
<b>Making Good Progress</b> – a few things I don't know but I'm getting better		
<b>Struggling</b> – I need some extra help		















I certify that 10 minutes of vocabulary revision has been completed using one or more of the following methods Quizlet, Memrise, flashcards or LCWC (look cover write check)

**Parent/Caregiver Signature & Date:** \_\_\_\_\_

Name: \_\_\_\_\_

Class: \_\_\_\_\_








1. **Reading:** Match the picture to the correct sentence, e.g. a picture of someone playing tennis should match the sentence that says “my hobby is tennis” (this one has been done for you)

This picture matches sentence number:		Sentences
A. 		1. わたしのしゅみはけんどうです。
B. 		2. わたしのしゅみはdansuです。
C. 		3. わたしのしゅみはsaafinです。
D. 		4. わたしのしゅみはびじゅつです。
E. 		5. わたしのしゅみはかいものです。
F. 		6. わたしのしゅみはtenisuです。
G. 		7. わたしのしゅみはどくしょです。
H. 		8. わたしのしゅみはsukeetobodoです。
I. 		9. わたしのしゅみはkurikettoです。
J. 		10. わたしのしゅみはおんがくです。
K. 		11. わたしのしゅみはたいそうです。
L. 		12. わたしのしゅみはすいえいです。

Continues on the next page →

2. **Writing:** For each of the following sports and activities you need to write at least one sentence about it in Japanese. You can choose between the following types of sentences:
- Saying the sport/activity is your hobby
  - Saying you like or dislike the sport/activity
  - Saying you are good at or bad at the sport/activity
  - Saying you can or can't do the sport/activity

If the picture is tennis then you could choose to write (in Japanese) **a)** my hobby is tennis **b)** I love tennis **c)** I am good at Tennis or **d)** I can do tennis. Look in your exercise book for how to write these sentences.

Sport/Hobby	Sentences
A. 	
B. 	
C. 	
D. 	
E. 	
F. 	
G. 	

3. **10 Minute Revision:** Revise the vocabulary from the “My Family” core vocabulary list (words are in your revision booklet and exercise book) for 10 minutes.

How do I feel about my knowledge of...	Sports/Hobbies	Hiragana
<b>Confident</b> – I know everything		
<b>Making Good Progress</b> – a few things I don't know but I'm getting better		
<b>Struggling</b> – I need some extra help		

I certify that 10 minutes of vocabulary revision has been completed using one or more of the following methods Quizlet, Memrise, flashcards or LCWC (look cover write check)

Parent/Caregiver Signature & Date:

Name: \_\_\_\_\_

Class: \_\_\_\_\_

1. **Reading:** read the passage below and answer the questions in ENGLISH

こんにちは！ぼくは ますもと けいじです。日本 から きました。  
 おおさかに すんでいます。ぼくは <sup>s u p o o t s u</sup>スポーツ が だいすき です。  
 Sakkaa と basukettobooru が できます。でも、basukettobooru が  
いちばんじょうず です。そして、ぼくの しゅみ は えいが と  
 おんがく です。ぼくは gitaa が すこし できます。

Vocabulary:

そして=also.then.. でも=but、いちばんじょうず=best at、すこし= a little bit



- a) What is the boy's full name? \_\_\_\_\_
- b) Where does he come from? Where does he live? \_\_\_\_\_  
 \_\_\_\_\_
- d) How does he feel about sport? Provide as much detail as you can \_\_\_\_\_  
 \_\_\_\_\_  
 \_\_\_\_\_
- e) What are his hobbies? Provide as much detail as you can \_\_\_\_\_  
 \_\_\_\_\_

2. **10 Minute Revision:** Revise the vocabulary from the "My Family" core vocabulary list (words are in your revision booklet and exercise book) for 10 minutes.

How do I feel about my knowledge of...	Sports/Hobbies	Hiragana
<b>Confident</b> – I know everything		
<b>Making Good Progress</b> – a few things I don't know but I'm getting better		
<b>Struggling</b> – I need some extra help		

I certify that 10 minutes of vocabulary revision has been completed using one or more of the following methods Quizlet, Memrise, flashcards or LCWC (look cover write check)

Parent/Caregiver Signature & Date:

Continues on the next page →



**3. Put the sentences back together:** rearrange the words below to make a proper sentence in Japanese. Once you've rearranged it, rewrite it using Japanese characters (remembering that some words, e.g. a lot of sports, come from English and will stay as rōmaji). Then, write the meaning in English.

a) shumi wa no watashi desu jouba

Rearranged: \_\_\_\_\_

Rewritten in Japanese characters: \_\_\_\_\_

English meaning: \_\_\_\_\_

b) desu boku bijutsu wa no shumi

Rearranged: \_\_\_\_\_

Rewritten in Japanese characters: \_\_\_\_\_

English meaning: \_\_\_\_\_

c) watashi desu dansu suki ga wa

Rearranged: \_\_\_\_\_

Rewritten in Japanese characters: \_\_\_\_\_

English meaning: \_\_\_\_\_

a) (2 sentences) dekimasu sakkaa ga . sukijanai demo ga sakkaa desu

Rearranged: \_\_\_\_\_

Rewritten in Japanese characters: \_\_\_\_\_

English meaning: \_\_\_\_\_

a) (2 sentences) dekimasen tenisu ga . suki demo ga tenisu desu

Rearranged: \_\_\_\_\_

Rewritten in Japanese characters: \_\_\_\_\_

English meaning: \_\_\_\_\_